



THE BEANEY  
HOUSE OF ART  
& KNOWLEDGE

# Make Your Own Bagpuss Window

Take inspiration from our 'most important, most beautiful, most magical, saggy old cloth cat': Bagpuss!

## Who is Bagpuss?

Bagpuss is a famous stuffed toy cat created by Peter Firmin and Oliver Postgate in Canterbury. He now lives at The Beaney House of Art & Knowledge.



Bagpuss starred alongside a girl called Emily in a popular animated television programme made in the 1970s



## What did Emily do in the show?

“Emily had a shop, it was rather an unusual shop because it didn’t sell anything. You see, everything in that shop window was a thing that somebody had once lost and Emily had found and brought home to Bagpuss.”



# What other characters lived in the shop?

Bagpuss lived in the shop window with a number of interesting friends, all of them inanimate things who come to life at the start of each episode!




**The Mice** are decorations on the mouse organ, they are full of fun and mischief. **Madeleine** is a rag doll who looked after the mice. She wears a stripy dress. **Can you find them in the window of the shop?**

**Gabriel**, the banjo playing green toad and **Professor Yaffle**, a wise, old woodpecker bookend were two other important characters! They aren't in the picture but you can find both of them alongside Bagpuss at The Beaney.

Use this guide to learn about Bagpuss and create your own Bagpuss Window at home!

Colour me in and cut me out!



**Did you know?**

Bagpuss was meant to be a marmalade-coloured cat. It all went horribly wrong in a fabric dyeing shop in Folkestone. He came out bright pink and the rest is history!

If you'd like to you could use your own soft toy to act as your own Bagpuss. As long as your toy is important, beautiful, magical or saggy!

# Your Shop (that doesn't sell anything)

You'll also need a window to display everything in.

You might want to use a window at the front of your home so people can see it if they pass by.

A lot of people have been putting Rainbows in their window recently to thank our National Health Service.

Remember, tell an adult what you are doing and get permission for anything you are going to use or display!



## What else goes in the window?

Every episode of Bagpuss began with the arrival of a new object that had been lost or broken.

**So find something in your home to display in your window.**

It could be...

- Something you once lost and found again
- Something broken
- Something you found that someone else had lost
- Or anything that has an interesting story you could tell!




The first episode of Bagpuss tells the story of a broken ship in a bottle.



# How to tell your story...

In the show, the story of the objects were illustrated through the imagination of Bagpuss. The story would appear above him in a thought bubble or 'thinks bubble'.


This is how you will tell the story of your object, by writing and drawing in a thought bubble above your own Bagpuss!



Tell your story through pictures, words or a combination of both!

Use the 'Thinks Bubble' on the next page as a template to make your own and then write and illustrate your story inside!





# Need some more inspiration?

Find someone older than you in your house, or ask if you can contact friends or family members. Have a conversation!

Ask if they remember Bagpuss from television, or what shows they remember best!

Ask them if they ever lost or broke an object that was special to them.

Ask them what their favourite toy was when they were your age.



Otherwise, maybe you could find out more about Bagpuss online. See if you can find any episodes, clips and images!

**Use what you find out to inspire your story!**



# Put everything together!

Once you have finished your story and made or found your Bagpuss, it's time to put everything together to create your Bagpuss Window!




Remember to ask permission about where you put up your Bagpuss and what materials you use to secure it.

# CONGRATULATIONS ON YOUR BEAUTIFUL BAGPUSS WINDOW!

We'd love to see your Bagpuss Windows!

Be sure to take a photo and share them with us.



 @TheBeaney

 @The\_Beaney

 @The\_Beaney